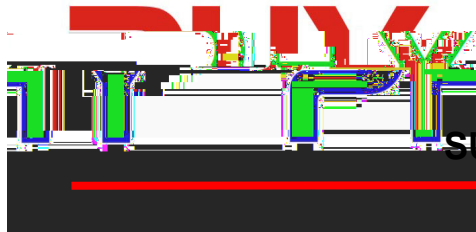


F1A THRU F1M

SOD-123

JEDEC SOD-123 molded plastic over



F1A THRU F1M

50-1000V 1.0A

SURFACE MOUNT RECTIFIER

RATING AND CHARACTERISTIC CURVES F1A THRU F1M

FIG. 1 - FORWARD CURRENT DERATING CURVE

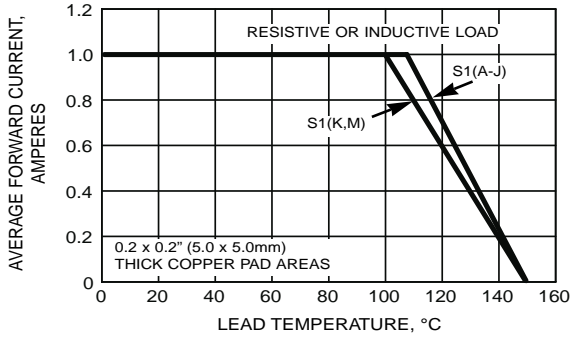


FIG. 2 - MAXIMUM NON-REPETITIVE PEAK FORWARD SURGE CURRENT

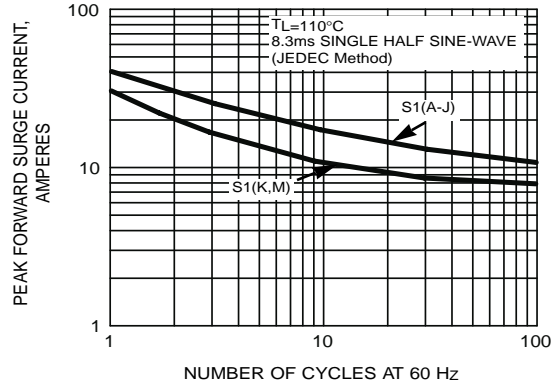


FIG. 3 - TYPICAL INSTANTANEOUS FORWARD CHARACTERISTICS

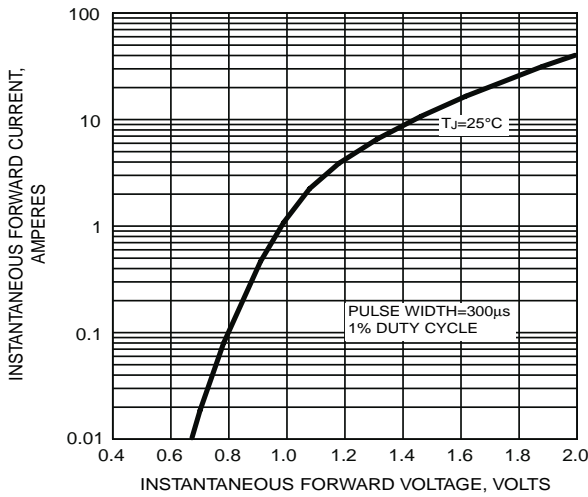


FIG. 4 - TYPICAL REVERSE CHARACTERISTICS

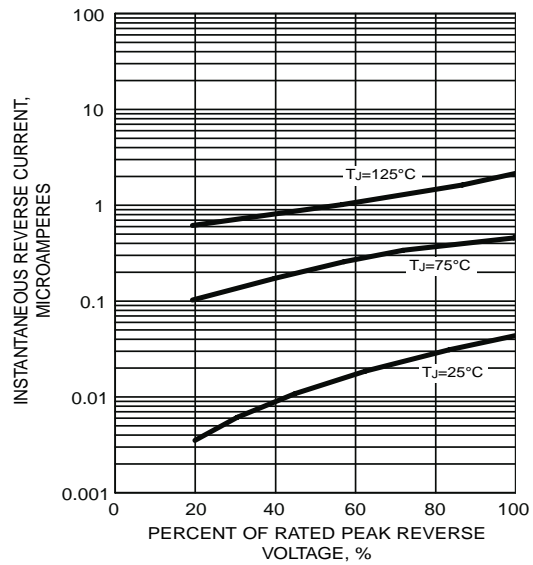


FIG. 5 - TYPICAL JUNCTION CAPACITANCE

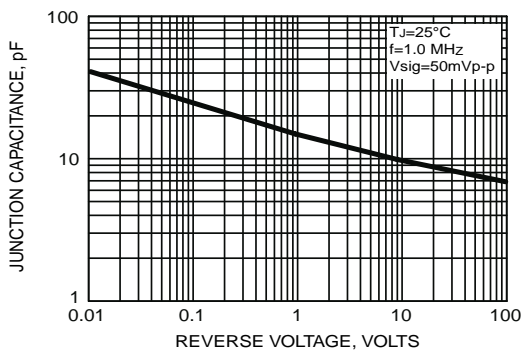


FIG. 6 - TRANSIENT THERMAL IMPEDANCE

